


Blackboard Learn

LOGGING IN AND ENROLLING

1. Go to **sduhsd.blackboard.com**.

Students: Your login name is your last name + your first initial + the last four digits of your permanent ID + “@my.sduhsd.net”. (For example, if John Smith’s ID number was 1234567, his login name is “smithj4567@my.sduhsd.net”.) Your password is the same password you use to log in to district computers.

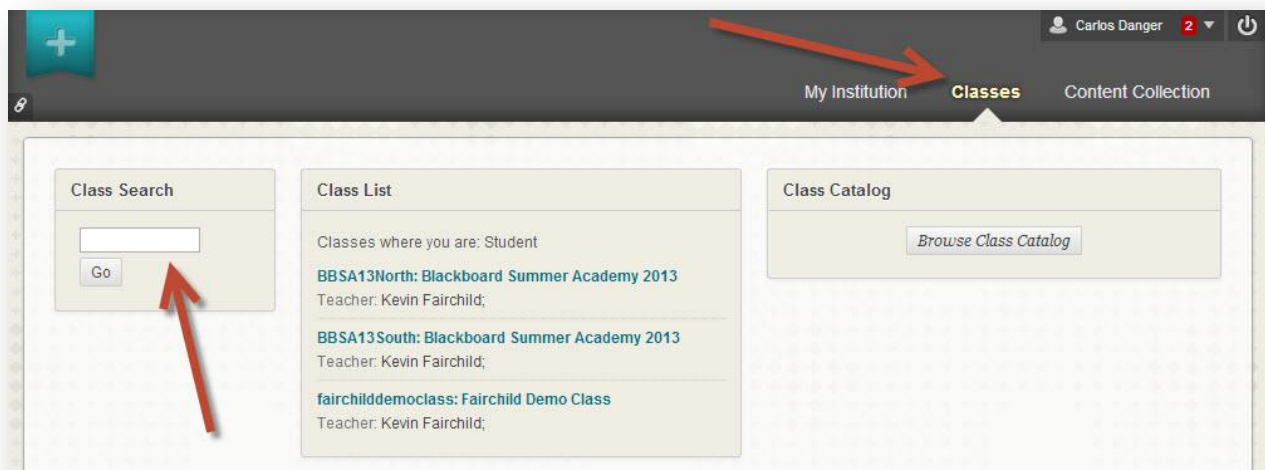
Teachers: Your login name is your full district email address. Your password is the same password you use to log in to district computers.



The image shows the Blackboard Learn login page. At the top, the text "Blackboard learn" is displayed with a green plus sign. Below this, there are two input fields: "USERNAME:" and "PASSWORD:". A blue "Login" button is positioned below the password field. To the right of the "Login" button is a link that says "Forgot Your Password?". At the bottom of the page, there are three links: "Create a New Account", "View Class Catalog", and "Preview as Guest".

2. To enroll in a class, click the “Classes” tab at the top of the screen. This will show you all the classes in which you are a student (in the middle) and a search box (on the left).

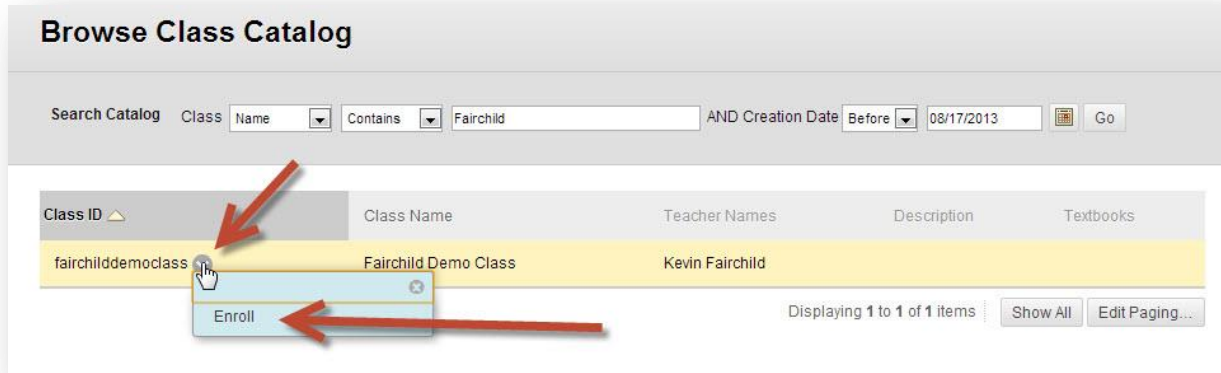
Enter your teacher’s name in the “Class Search” box, and click “Go.”



The image shows the Blackboard Learn interface. At the top, there is a navigation bar with three tabs: "My Institution", "Classes", and "Content Collection". The "Classes" tab is selected and highlighted. Below the navigation bar, there are three main sections: "Class Search", "Class List", and "Class Catalog". The "Class Search" section has a text input field and a "Go" button. The "Class List" section shows a list of classes where the user is a student. The "Class Catalog" section has a "Browse Class Catalog" button. Red arrows point to the "Classes" tab and the "Go" button.

| Class Search | Class List | Class Catalog |
|----------------------------|--|--------------------------------------|
| <input type="text"/> Go | Classes where you are: Student BBSA13North: Blackboard Summer Academy 2013 Teacher: Kevin Fairchild; BBSA13South: Blackboard Summer Academy 2013 Teacher: Kevin Fairchild; fairchilddemoclass: Fairchild Demo Class Teacher: Kevin Fairchild; | Browse Class Catalog |

3. Find the class in which you want to enroll. Click the down arrow to the right of the Class ID, then click "Enroll".



4. Your teacher has probably set up an Access Code for the class. Type in that word, then click "Submit".

